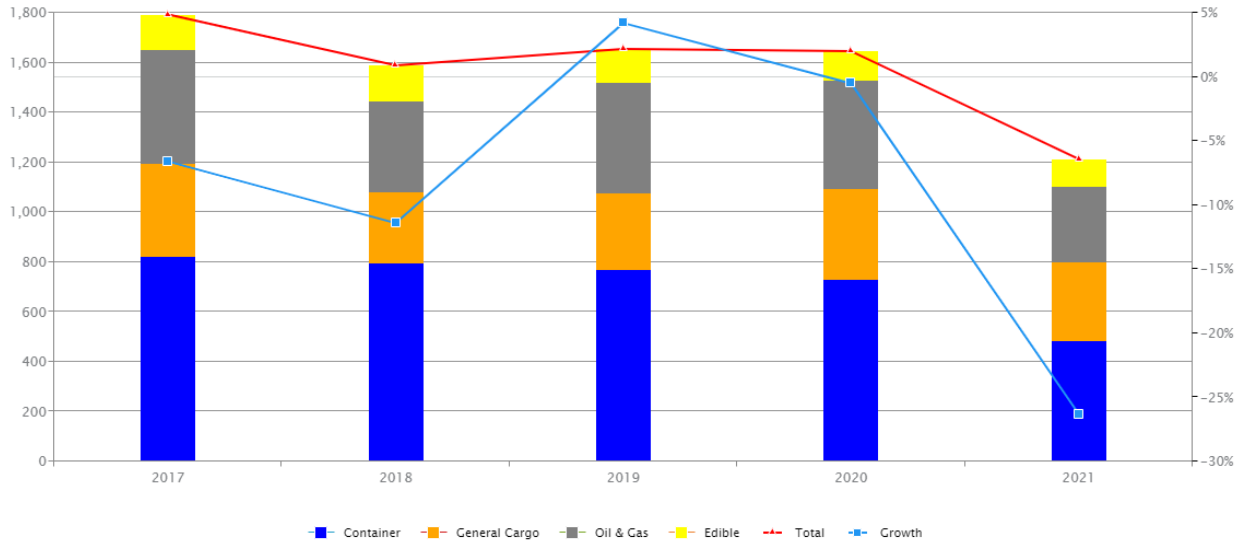


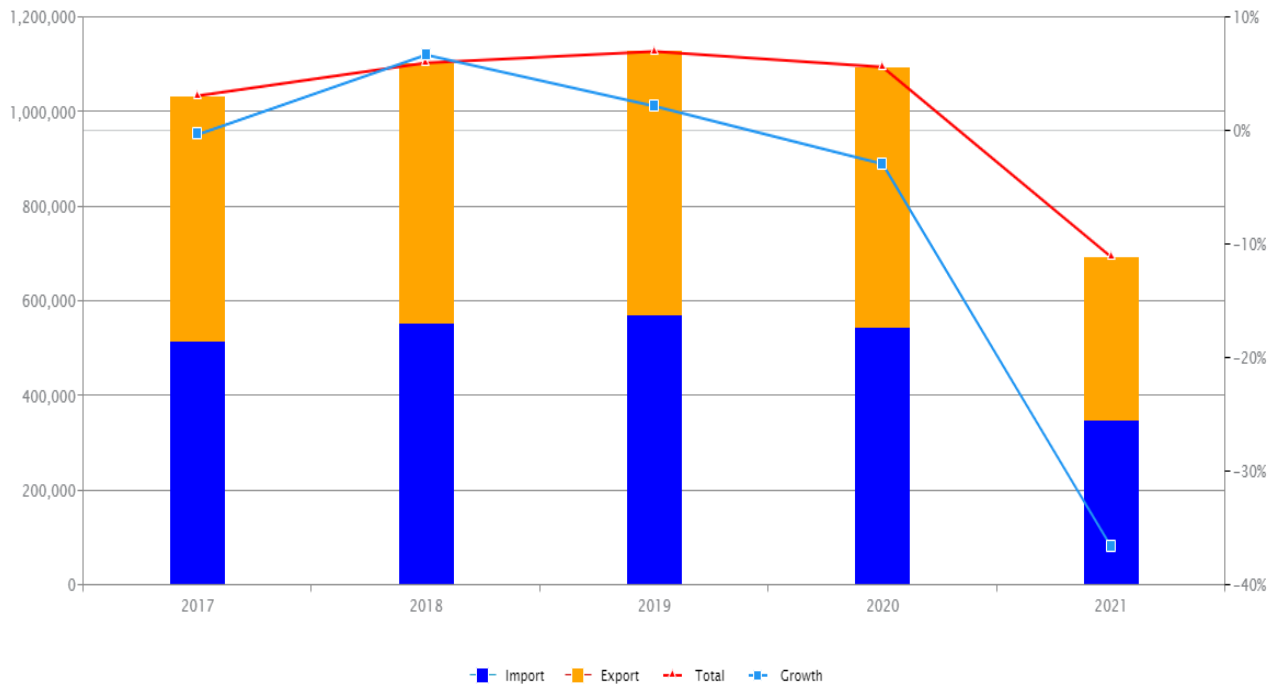
Five Years Data (2017 to 2021)

Vessel Calls



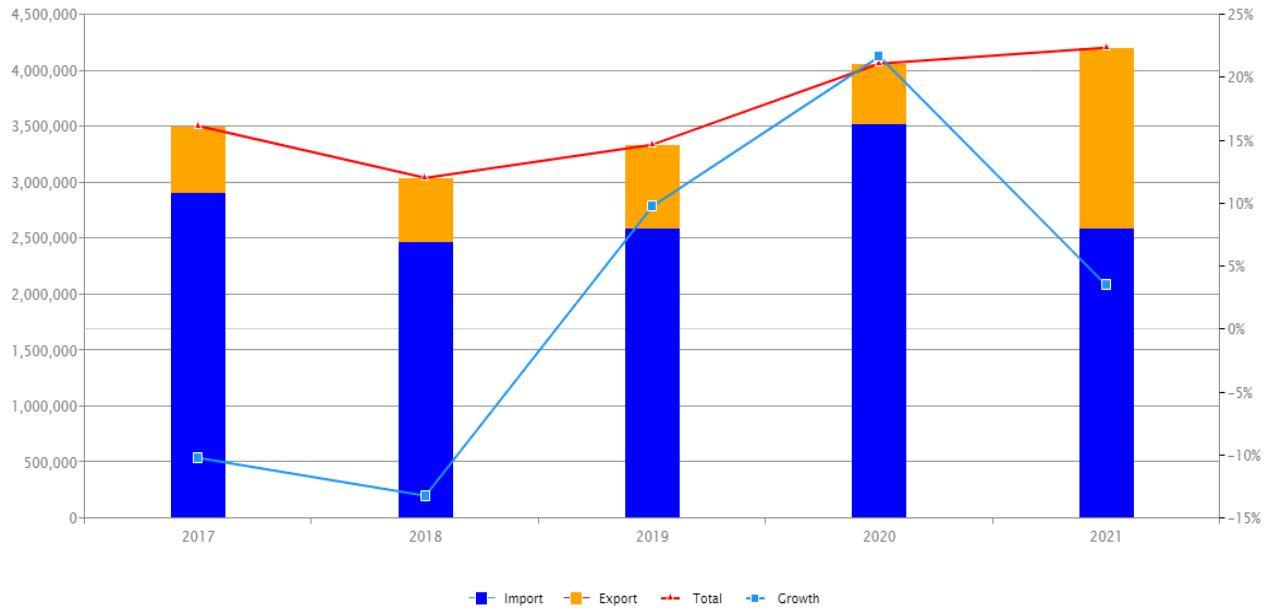
| | Container | General Cargo | Oil & Gas | Edible | Total | Growth |
|-------------|-----------|---------------|-----------|--------|-------|--------|
| 2017 | 821 | 375 | 453 | 144 | 1,793 | -6.6% |
| 2018 | 795 | 283 | 368 | 143 | 1,589 | -11.4% |
| 2019 | 769 | 306 | 443 | 137 | 1,655 | 4.2% |
| 2020 | 728 | 365 | 433 | 120 | 1,646 | -0.5% |
| 2021 | 483 | 315 | 305 | 110 | 1,213 | -26.3% |

Container Handling Volume (TEUs)



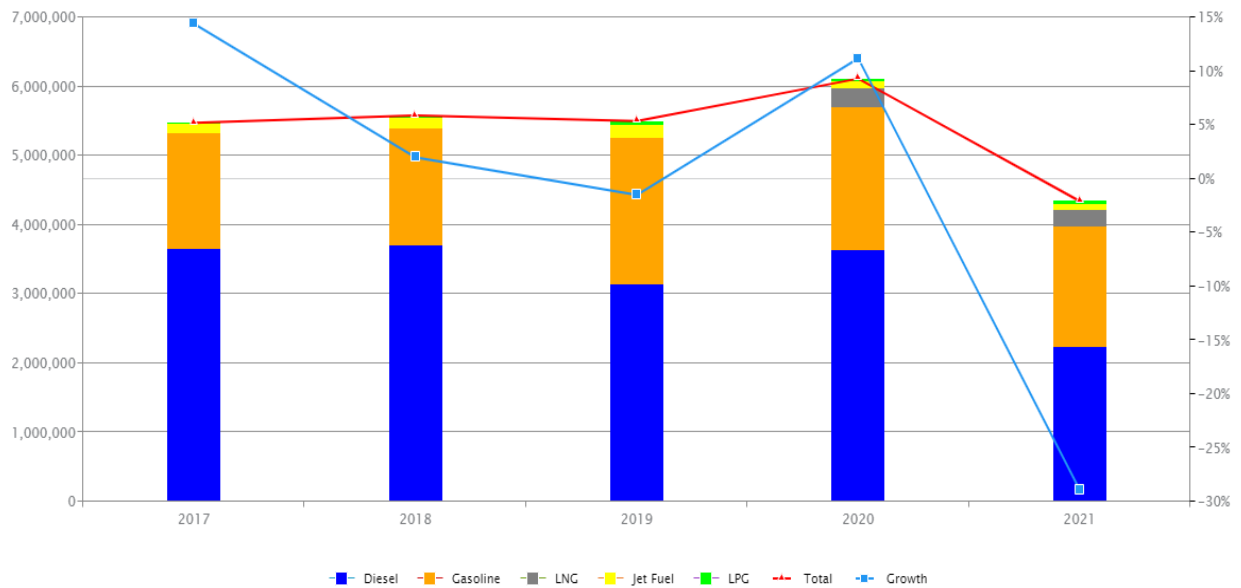
| | Import | Export | Total | Growth |
|-------------|---------|---------|-----------|--------|
| 2017 | 515,930 | 518,598 | 1,034,528 | -0.3% |
| 2018 | 552,693 | 551,408 | 1,104,101 | 6.7% |
| 2019 | 569,740 | 558,613 | 1,128,353 | 2.2% |
| 2020 | 544,098 | 551,149 | 1,095,247 | -2.9% |
| 2021 | 349,245 | 344,771 | 694,016 | -36.6% |

General Cargo Handling (Metric Tons)



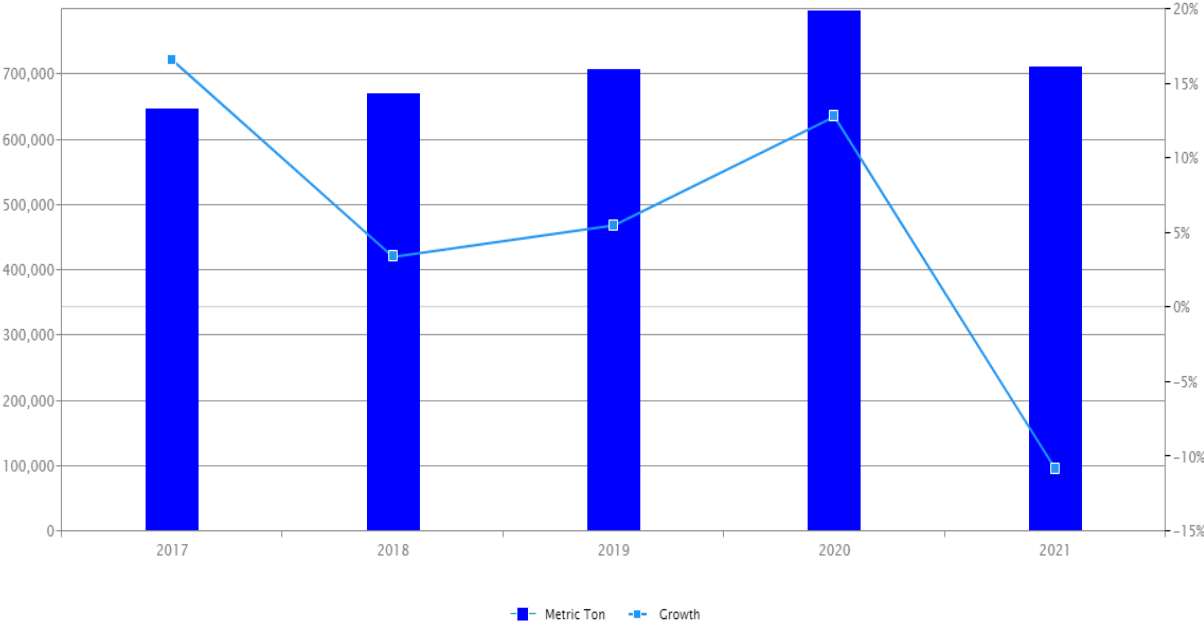
| | Import | Export | Total | Growth |
|-------------|-----------|-----------|-----------|--------|
| 2017 | 2,903,247 | 603,223 | 3,506,470 | -10.2% |
| 2018 | 2,464,369 | 577,854 | 3,042,223 | -13.2% |
| 2019 | 2,585,177 | 755,229 | 3,340,406 | 9.8% |
| 2020 | 3,522,610 | 542,173 | 4,064,783 | 21.7% |
| 2021 | 2,593,123 | 1,613,819 | 4,206,942 | 3.5% |

Oil & Gas (Metric Tons)



| | Diesel | Gasoline | LNG | Jet Fuel | LPG | Total | Growth |
|-------------|-----------|-----------|---------|----------|--------|-----------|--------|
| 2017 | 3,647,051 | 1,673,402 | 0 | 151,966 | 1,760 | 5,474,179 | 14.4% |
| 2018 | 3,705,083 | 1,693,397 | 0 | 155,442 | 29,016 | 5,582,938 | 2.0% |
| 2019 | 3,141,747 | 2,121,200 | 0 | 186,957 | 50,332 | 5,500,236 | -1.5% |
| 2020 | 3,638,248 | 2,060,182 | 284,004 | 88,290 | 43,789 | 6,114,513 | 11.2% |
| 2021 | 2,240,156 | 1,739,141 | 237,084 | 80,934 | 48,010 | 4,345,325 | -28.9% |

Edible Oil (Metric Tons)



| | Metric Tons | Growth |
|-------------|-------------|--------|
| 2017 | 648,638 | 16.6% |
| 2018 | 671,000 | 3.4% |
| 2019 | 707,615 | 5.5% |
| 2020 | 797,918 | 12.8% |
| 2021 | 711,409 | -10.8% |